



MORNING MANTRA



Daily Derivatives & Market Report

OCT 10, 2024



Indian equity markets came off from their intraday high levels and ended with marginal gains. Sensex settled just above the psychological 81,600 level, while Nifty closed shy of 25,000 mark. Throughout the day, markets traded with limited gains ahead of Q2FY25 earnings. Investors were eyeing for the second quarter results of IT bellweather TCS which kicks off the earnings season for India Inc. As for broader indices, the BSE Mid cap index ended in red, while Small cap index ended in green.

Markets made positive start and remained higher following the broadly positive cues from Wall Street overnight as well as mostly positive trend in Asian counterparts, as traders remain optimistic about more interest rate cuts by the US Fed, and several other central banks. The minutes from the US Fed's September meeting showed officials agreed to cut interest rates, but were unsure how aggressive to get. Traders overlooked private report said that India's retail inflation in September likely overshoot the Reserve Bank of India's (RBI) 4 per cent medium-term target for the first time since July due to a persistent rise in vegetable prices and a lower year-ago base. In afternoon session, indices came off from day's highs but continued to trade in green. Sentiments remained upbeat, as the Reserve Bank of India (RBI) in its latest 'Industrial Outlook Survey of the Manufacturing Sector for Q2:2024-25' has said that manufacturers maintained their optimism on demand conditions for Q3:2024-25. Besides for Q3:2024-25, cost of financing and salary outgo are likely to rise, while pressures from raw material cost are expected to ease, and selling price growth momentum may continue. The business expectations index (BEI) improved to 120.3 in Q3:2024-25 from 119.1 in the previous quarter. In late afternoon session, markets remained in green and ended with minor gains.

On the global front, European markets were trading lower due to lingering Middle East tensions and ahead of U.S. CPI data due later in the day. Asian markets ended mostly in green with Chinese and Hong Kong markets leading the surge on hopes that policymakers will announce more stimulus to revive growth at a press briefing by China's finance ministry on Saturday. Back home, credit rating agency ICRA in its latest report has said that the Indian construction entities are likely to maintain healthy revenue growth in FY25 with a projected YoY growth of 12-15% in this fiscal, aided by an adequate order book position and the government's thrust on infrastructure activity.

MARKET SELFIE



MARKET SUMMARY

Domestic Indices	Close	Points	% Change
SENSEX	81611.41	144.30	0.18
NIFTY	24998.45	16.50	0.07
MIDCAP	48225.02	-176.35	-0.36
SMLCAP	56353.36	242.68	0.43
BSEFMC	22609.38	-94.91	-0.42
HEALTHCARE	44070.91	-621.11	-1.39
AUTO	59971.26	179.50	0.30
POWER	8451.90	62.98	0.75
REALTY	8187.18	-34.46	-0.42
BSE IT	42577.54	-458.54	-1.07
BANKEX	58623.32	642.96	1.11
OIL GAS	29966.87	2.36	0.01
METAL	33231.54	122.46	0.37
INDIA VIX	13.50	-0.62	-4.39

ADVANCE - DECLINE

Index	Advance	Decline	Unchanged
NSE	1682	1155	37
BSE	2249	1664	133

MARKET TURNOVER (₹ in Crs)

Segment	Current	Previous	Net %
BSE CASH	12724	6908	84
NSE CASH	93974	107912	(13)
NSE F&O	43290869	67322805	(36)

KEY INDICES RATIOS

INDEX	P/E	P/B	Dividend Yield
NIFTY	23.50	3.74	1.20
SENSEX	23.96	4.13	1.11

KEY NUMBERS TRACKER



FII – DII ACTIVITY IN CASH SEGMENT (₹ in Crs)

FII-DII*	Buy	Sell	Net
DII	13301	9423	3878
FII	16514	21441	(4927)

Note: FPI & DII Figures are provisional

FII ACTIVITY IN DERIVATIVES SEGMENT (₹ in Crs)

FII	Buy	Sell	Net
Index Futures	1985.24	3648.86	(1664)
Index Options	2916158.70	2937159.47	(21001)
Stock Futures	22615.53	24190.14	(1575)
Stock Options	40690.37	46527.09	(5837)

PUT-CALL RATIO

Index	Current	Previous
NIFTY	0.81	0.72
BANK NIFTY	1.03	0.78

DOLLAR INDEX

Dollar Index	Current	Previous	% Change
DXY	102.91	102.87	0.04

10-YEARS G-SEC YIELD

Country	Current	Previous	% Change
INDIA	6.778	6.766	0.18
USA	4.095	4.067	0.69

KEY COMMODITIES TRACKER (in \$)

Commodity	Current	Change Points	% Change
Gold	2616.15	7.69	0.30
Silver	30.61	0.12	0.40
Crude-Oil	74.49	1.25	1.71
Brent-Crude	77.79	1.21	1.58

CURRENCY FUTURES & INDEX TRENDS TRACKER



CURRENCY FUTURES

Expiry	Close	Change Points	% Change
29 OCT-24 USD-INR	84.03	-0.00	-0.00
29 OCT-24 EUR-INR	91.95	-0.23	-0.25
29 OCT-24 GBP-INR	109.82	-0.12	-0.11
29 OCT-24 JPY- INR	56.56	-0.12	-0.21

INDICES – SUPPORT-RESISTANCE-PIVOT LEVELS

Index	Close	S2	S1	Pivot	R1	R2
NIFTY	24998	24883	24941	25037	25095	25192
SENSEX	81611	81254	81433	81718	81897	82182
NIFTY FUTURES	25118	24993	25056	25162	25225	25331
BANK NIFTY	51531	50800	51165	51412	51778	52025
CNX IT	42089	41459	41774	42327	42642	43195
CNX MIDCAP	58936	58396	58666	59102	59372	59809
CNX SMALLCAP	18900	18800	18850	18934	18984	19068
INDIA VIX	13.50	10.73	12.11	13.12	14.50	15.51

INDEX TREND ANALYSIS

Index	Daily	Weekly	Monthly
NIFTY	SELL	NEUTRAL	Buy
SENSEX	SELL	NEUTRAL	Buy
NIFTY FUTURES	SELL	NEUTRAL	Buy
BANK NIFTY	NEUTRAL	NEUTRAL	Buy
CNX IT	NEUTRAL	NEUTRAL	Buy
CNX MIDCAP	NEUTRAL	NEUTRAL	Buy
CNX SMALLCAP	NEUTRAL	NEUTRAL	Buy
INDIA VIX	NEUTRAL	NEUTRAL	SELL

SECURITIES BAN IN F&O TRADES FOR 11-10-2024

BANDHANBNK, BSOFT, CHAMBLFERT, GNFC, GRANULES, HINDCOPPER, IDFCFIRSTB, MANAPPURAM, PNB, RBLBANK, SAIL, TATACHEM

TECHNICAL VIEWS



NIFTY

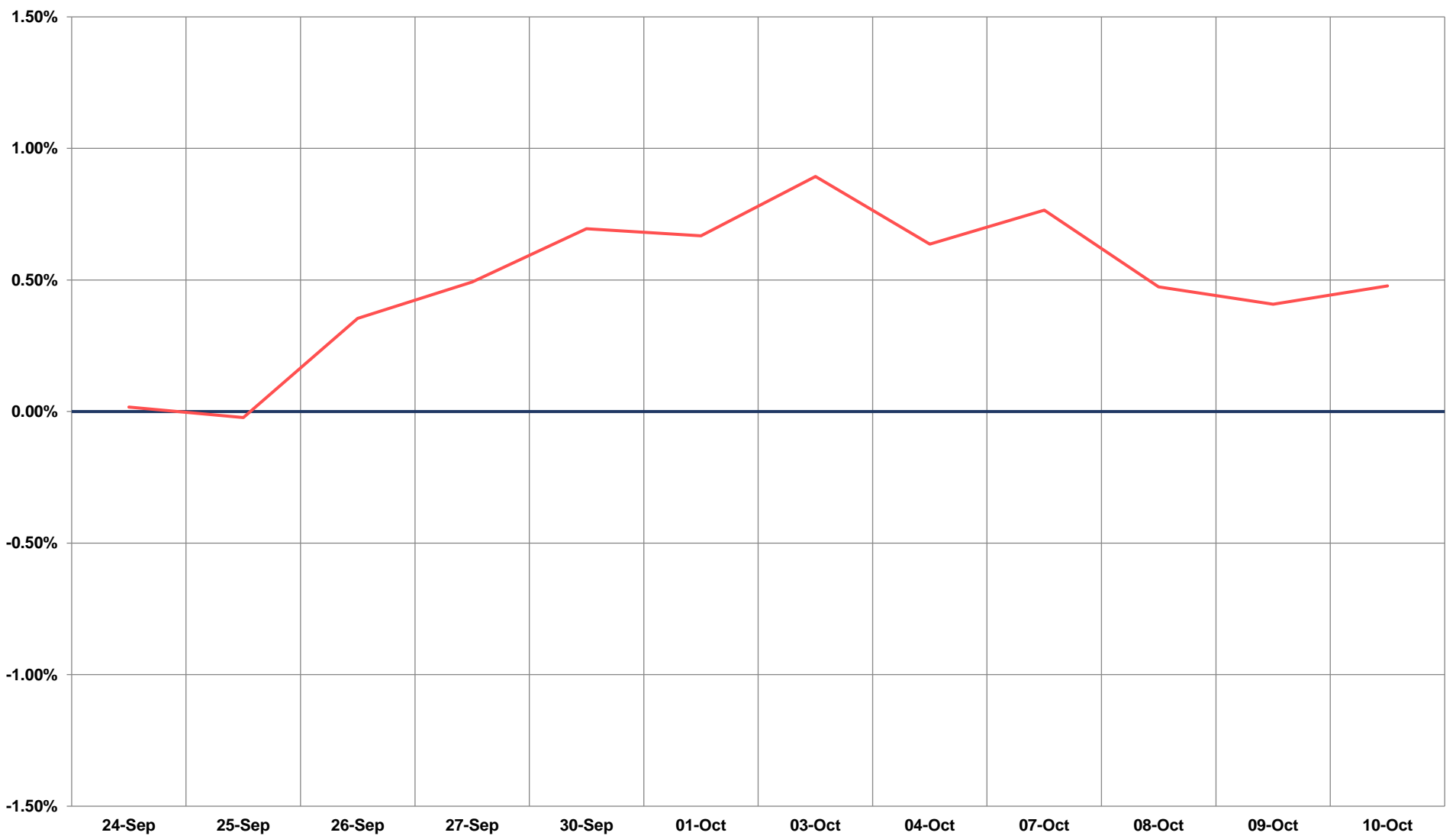
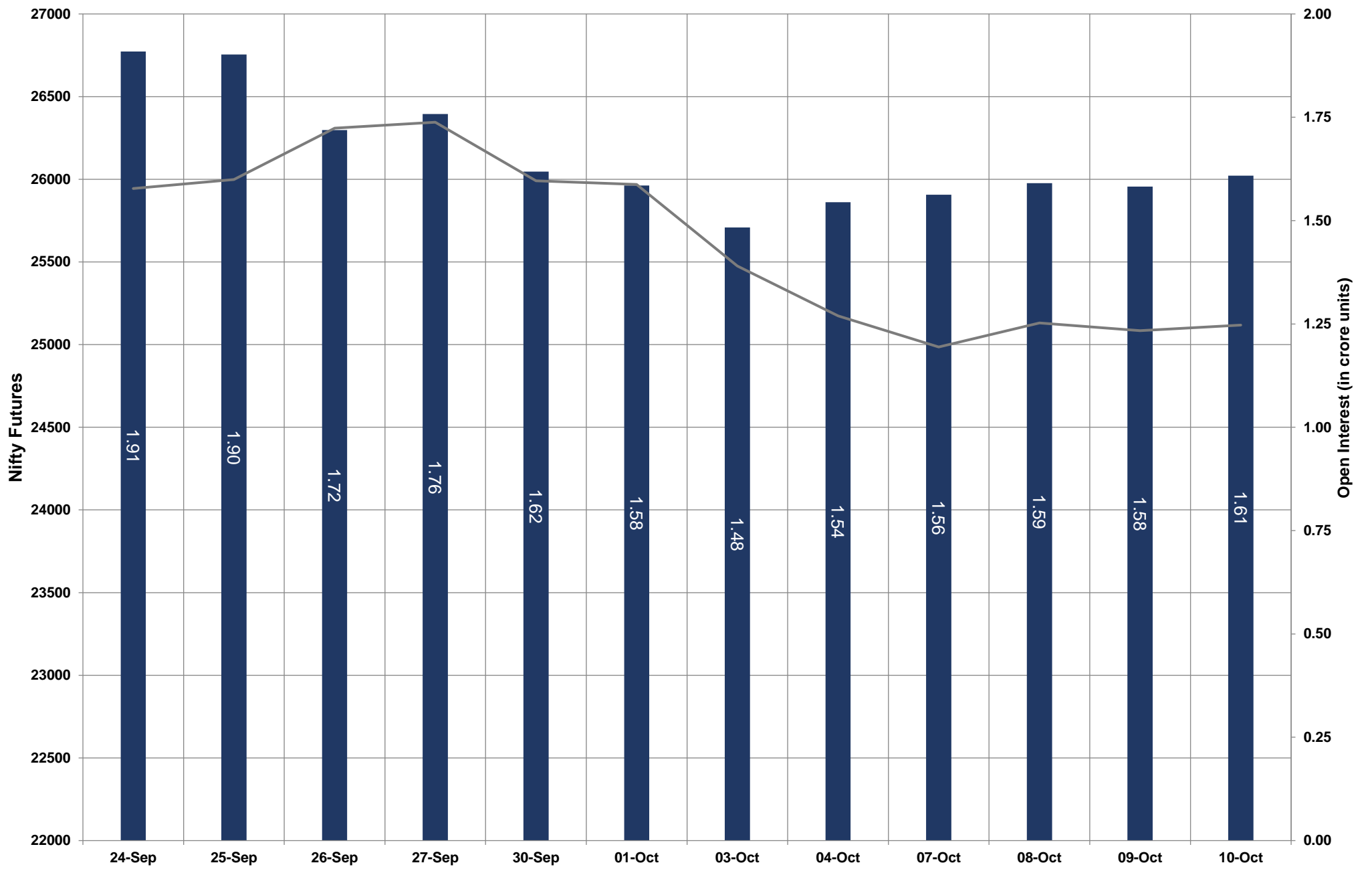


- Nifty Cash = **24998.45 (0.07%)**
- Resistance levels = **25150** and **25250**
- Support levels = **24800** and **24680**

TECHNICAL VIEWS



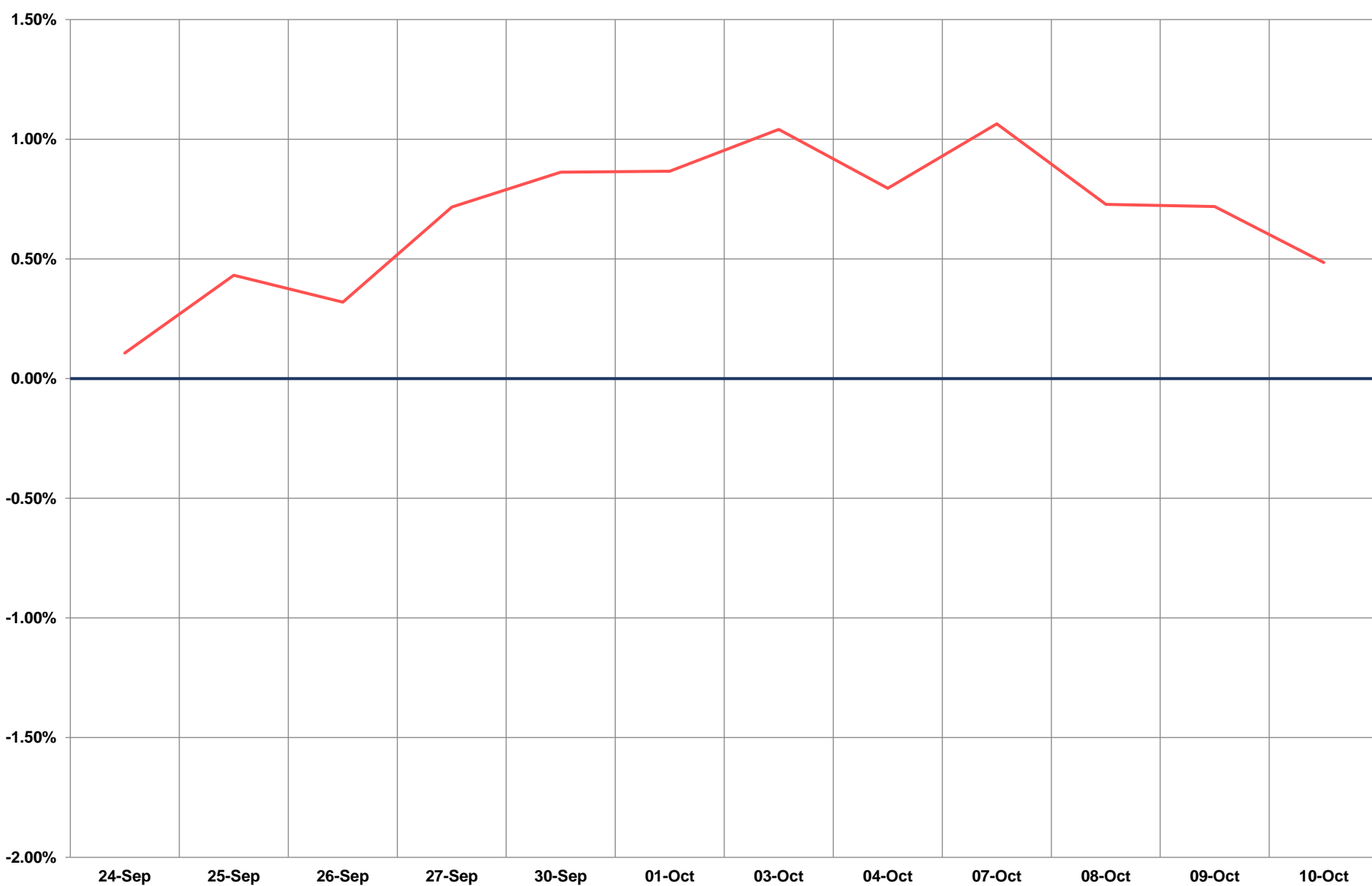
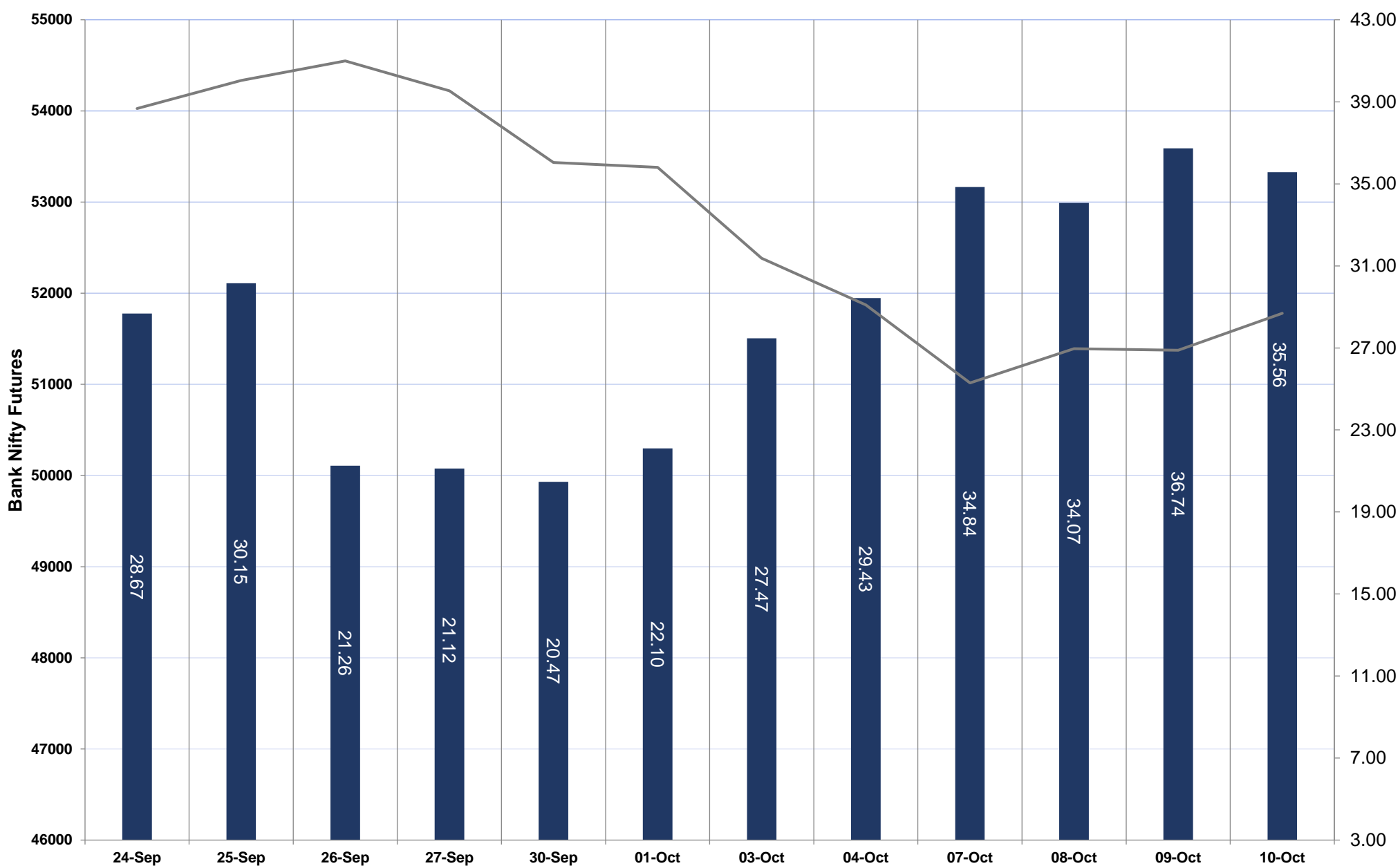
NIFTY FUTURES



TECHNICAL VIEWS



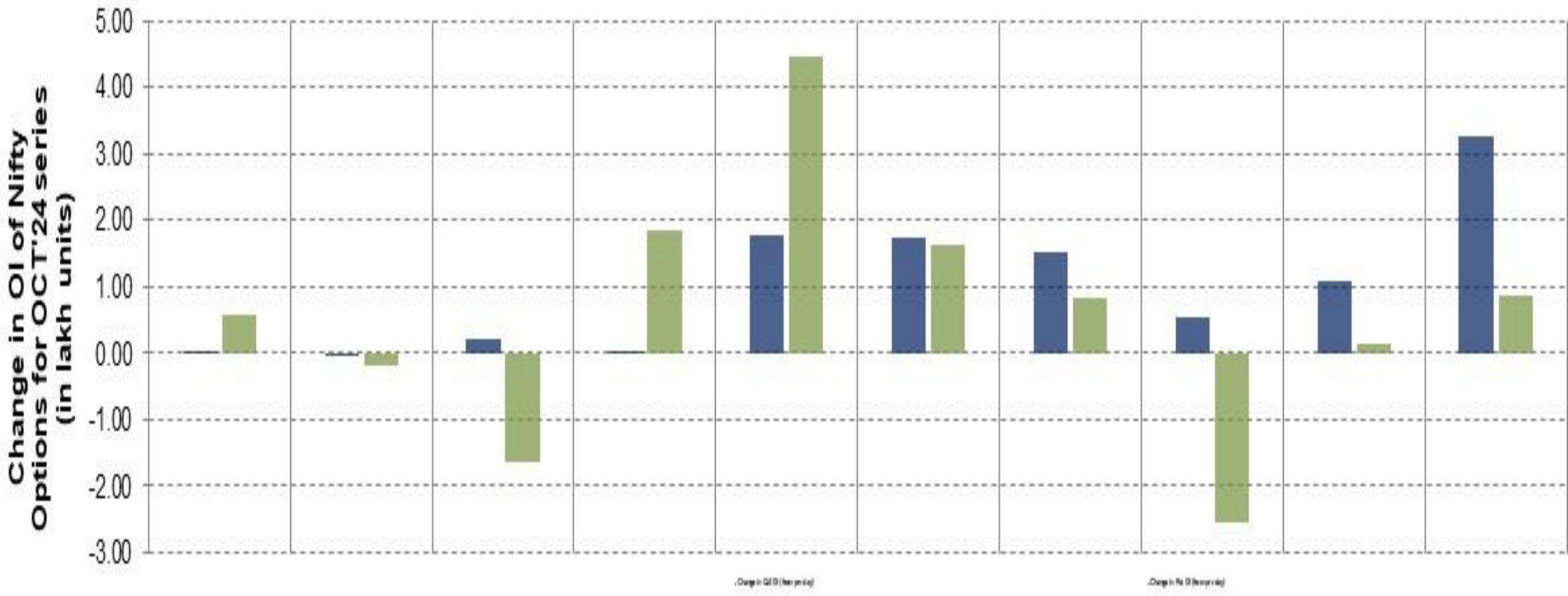
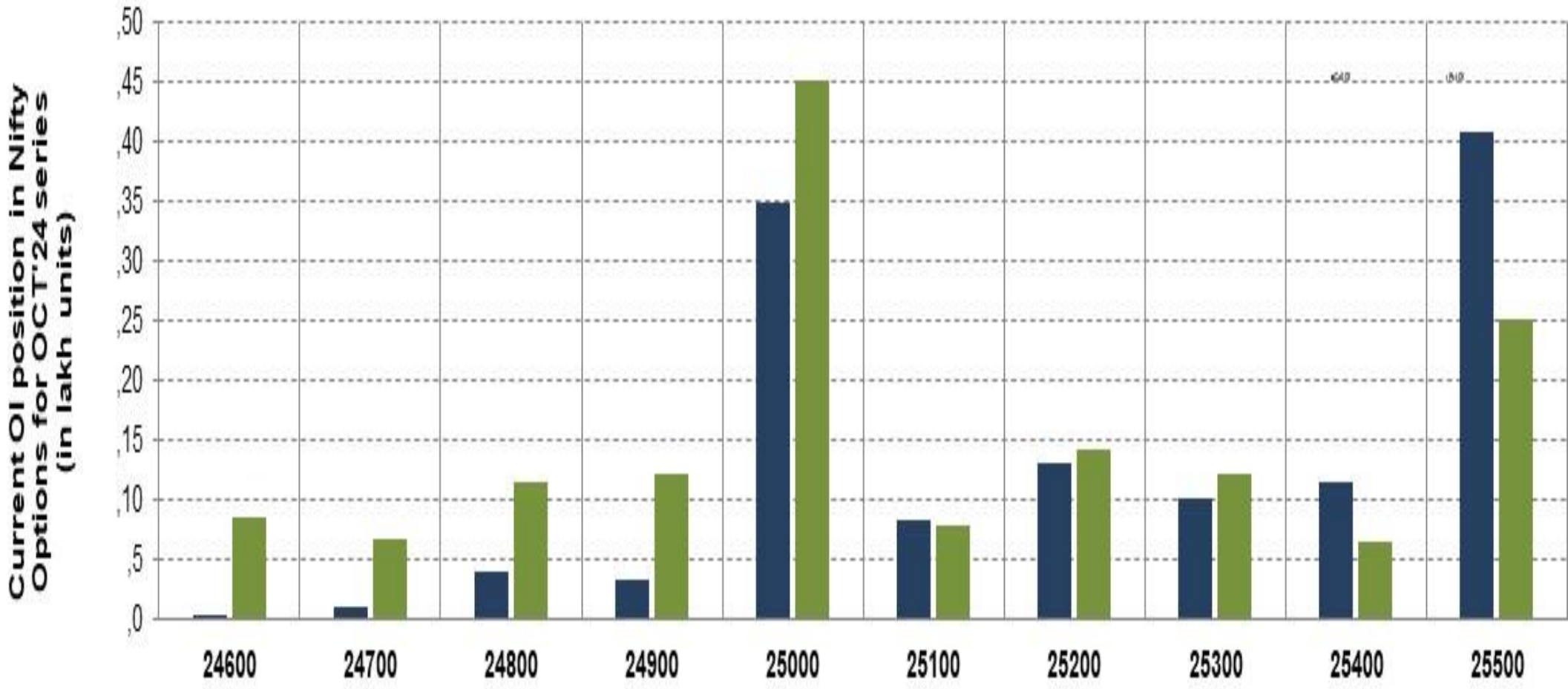
BANK NIFTY FUTURES



TECHNICAL VIEWS



NIFTY OPTIONS



- **Most Active Nifty Call** with an addition of 0.32 million in Open Interests is **Strike Price of 25500**
- **Most Active Nifty Put** with an addition of 0.44 millions in Open Interests is **Strike Price of 25000**
- **Maximum Open Interest an outstanding** was 4.06 millions for Calls at **Strike Price of 25500**
- **Maximum Open Interest an outstanding** was 4.49 millions for puts at **Strike Price of 25000**

Disclaimer



The Information provided by SMS or in newsletter or in any document has been prepared by Shah Investor's Home Ltd (SIHL). The Information provided by SMS or in newsletter does not constitute an offer or solicitation for the purchase or sale of any financial instrument or as an official confirmation of any transaction. The information contained herein is from publicly available data or other sources believed to be reliable, but we do not represent that it is accurate or complete and it should not be relied on as such. SIHL or any of its affiliates/ group companies shall not be in any way responsible for any loss or damage that may arise to any person from any error in the information contained in this report or SMS. This Information provided by SMS, reports or in newsletter is provided for assistance only and is not intended to be and must not alone be taken as the basis for an investment decision. The user assumes the entire risk of any use made of this information. Each recipient of this Information provided by SMS, report or in newsletter should make such investigation as it deems necessary to arrive at an independent evaluation of an investment in the securities of companies referred to in this information provided by SMS, report or in newsletter (including the merits and risks involved), and should consult his own advisors to determine the merits and risks of such investment. The investment discussed or views expressed may not be suitable for all investors. This information is strictly confidential and is being furnished to you solely for your information.

The information should not be reproduced or redistributed or passed on directly or indirectly in any form to any other person or published, copied, in whole or in part, for any purpose. The information provided by report or SMS is not directed or intended for distribution to, or use by, any person or entity who is a citizen or resident of or located in any locality, state, country or other jurisdiction, where such distribution, publication, availability or use would be contrary to law, regulation or which would subject SIHL and affiliates/ group companies to any registration or licensing requirements within such jurisdiction. The distribution of this Information provided by SMS or in newsletter in certain jurisdictions may be restricted by law, and persons in whose possession this Information provided by SMS or in newsletter comes, should inform themselves about and observe, any such restrictions. The information given or Information provided by SMS, report or in newsletter is as of the date of the issue date of report or the date on which SMS provided and there can be no assurance that future results or events will be consistent with this information. This information is subject to change without any prior notice. SIHL reserves the right to make modifications and alterations to this statement as may be required from time to time. However, SIHL is under no obligation to update or keep the information current.

Nevertheless, SIHL is committed to providing independent and transparent recommendation to its client and would be happy to provide any information in response to specific client queries. Neither SIHL nor any of its affiliates, group companies, directors, employees, agents or representatives shall be liable for any damages whether direct, indirect, special or consequential including lost revenue or lost profits that may arise from or in connection with the use of the information. Past performance is not necessarily a guide to future performance. The disclosures of interest statements incorporated in the Information provided by SMS, report or in newsletter are provided solely to enhance the transparency and should not be treated as endorsement of the views expressed in the report. The analyst for this report certifies that all of the views expressed in this report accurately reflect his or her personal views about the subject company or companies and its or their securities, and no part of his or her compensation was, is or will be, directly or indirectly related to specific recommendations or views expressed in this report.